



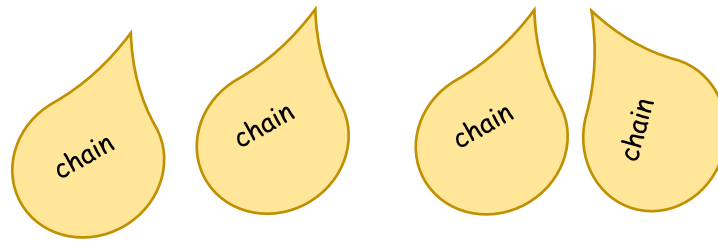
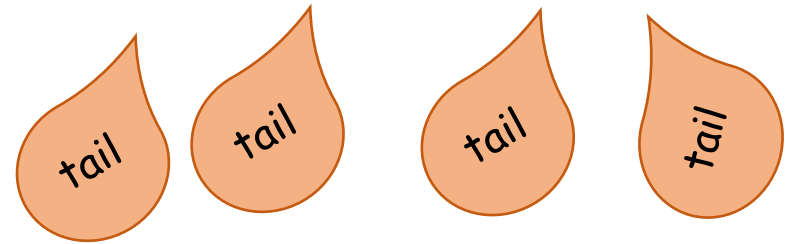
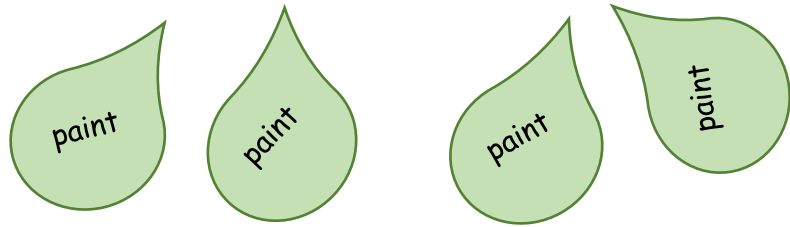
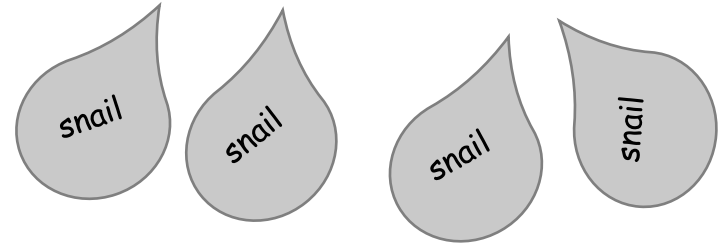
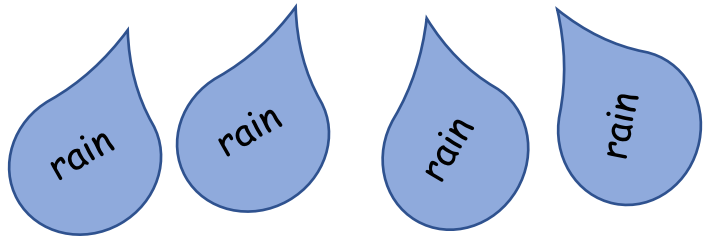
Gratnells
Learning
Rooms

Phonics

Phase 3

'ai' - ai, ai, rain





What's in my tray?

Phonics

Phonics- Phase 3- 'ai'- ai, ai, rain



What you will need:

- Gratnells F1 Shallow Tray
- Downloadable tray label
- Downloadable rain images
- Scissors
- Blu-tack

What to do: (Teacher/Teaching Assistant)

1. Label the tray using the downloadable label.
2. Download, print and cut out the images.
3. Stick the umbrellas to the base of the tray.
4. Put all the raindrops into a small pot and place inside the tray.

What to do: (child)

1. Ask the child to read as many words as they can.
2. Child to pick a raindrop to read.
3. Encourage them to say 'ai, ai, rain' as they are reading to check the pronunciation of the sound.
4. Once the word has been read, they have to place it under the correct umbrella using a small piece of blu-tack.

Differentiation:

Easier:

Reduce number of raindrops to read.

Harder:

Use non-colour coded rain drops to make it trickier.